



E-BIKES





ELECTRIC

HOW CAN WE IMPROVE THE
E-MTB EXPERIENCE?

WHAT ARE THE MAIN DIFFERENCES?

E-BIKES = DOUBLE WEIGHT & POWER OUTPUT

STANDARD BIKE

full suspension :: mtb
weight :: 25 pounds
150 – 200 watts (not continuous)



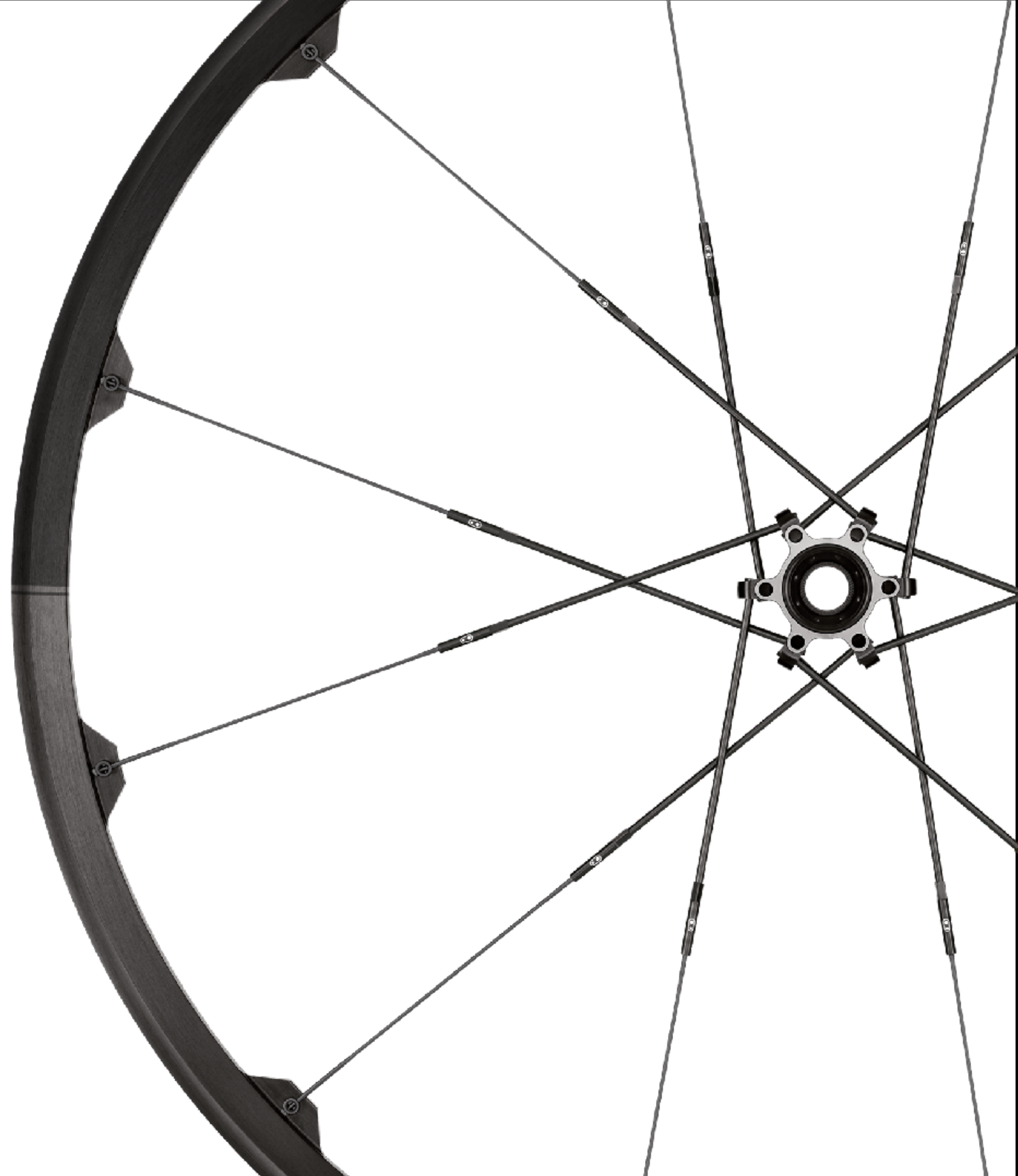
E-BIKE

full suspension :: electric mtb
weight :: 50 pounds - 2X standard mtb
250 – 350 watts (continuous) – 2X standard mtb



**WHEN COMPARED TO
STANDARD MOUNTAIN BIKES,
AN E-BIKES' WEIGHT AND
POWER OUTPUT INCREASES,**

**THIS REQUIRES A STRONGER
AND MORE ROBUST WHEEL
SYSTEM.**



HOW CAN WE ADDRESS THESE
INCREASED DEMANDS?

TWIN PAIR SPOKE TECHNOLOGY WITH STRONGER 2.0 GAUGE SPOKES

STRONGER AND STIFFER

TWINPAIR SPOKE TECHNOLOGY

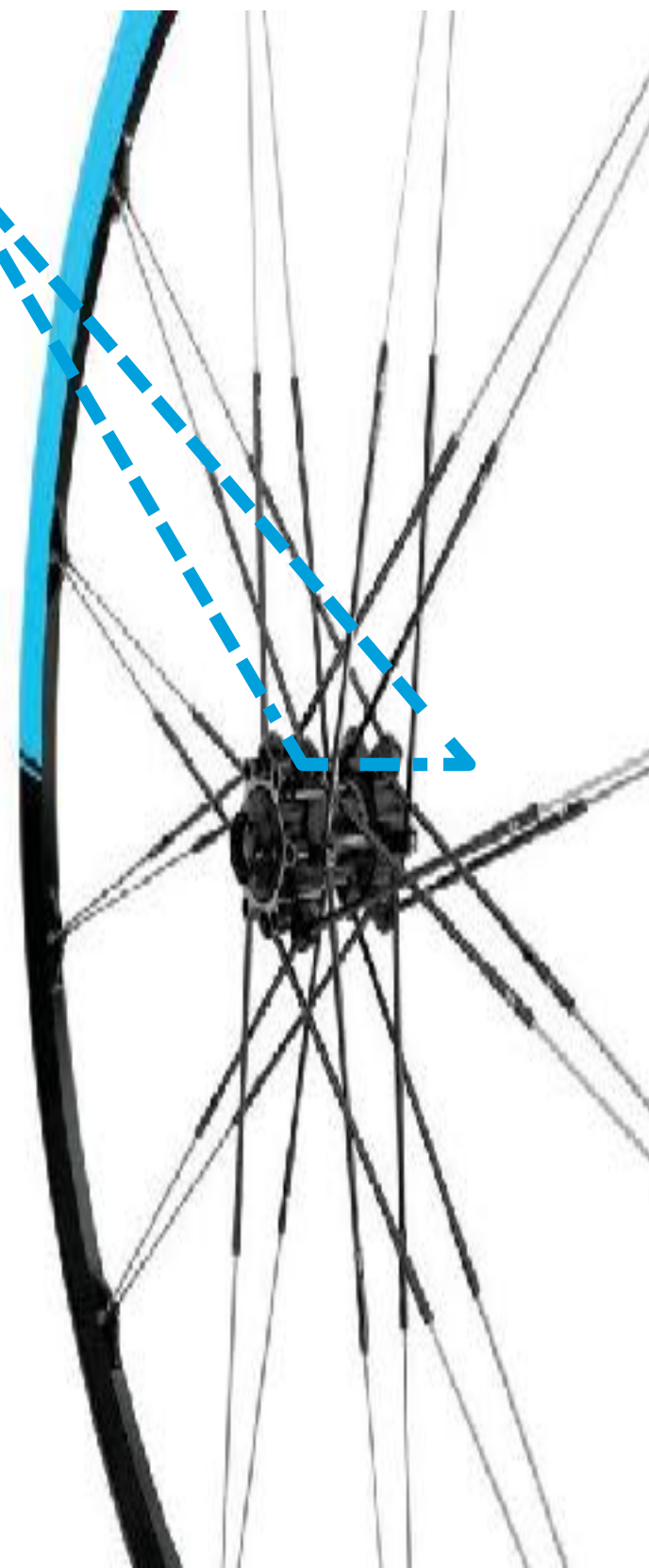
designed using the strongest shape in construction, the triangle, to maximize strength and stiffness.

2.0 GAUGE SPOKES

single spoke lengths using 2.0 straight gauge spokes for added strength and durability.

TUBELESS READY

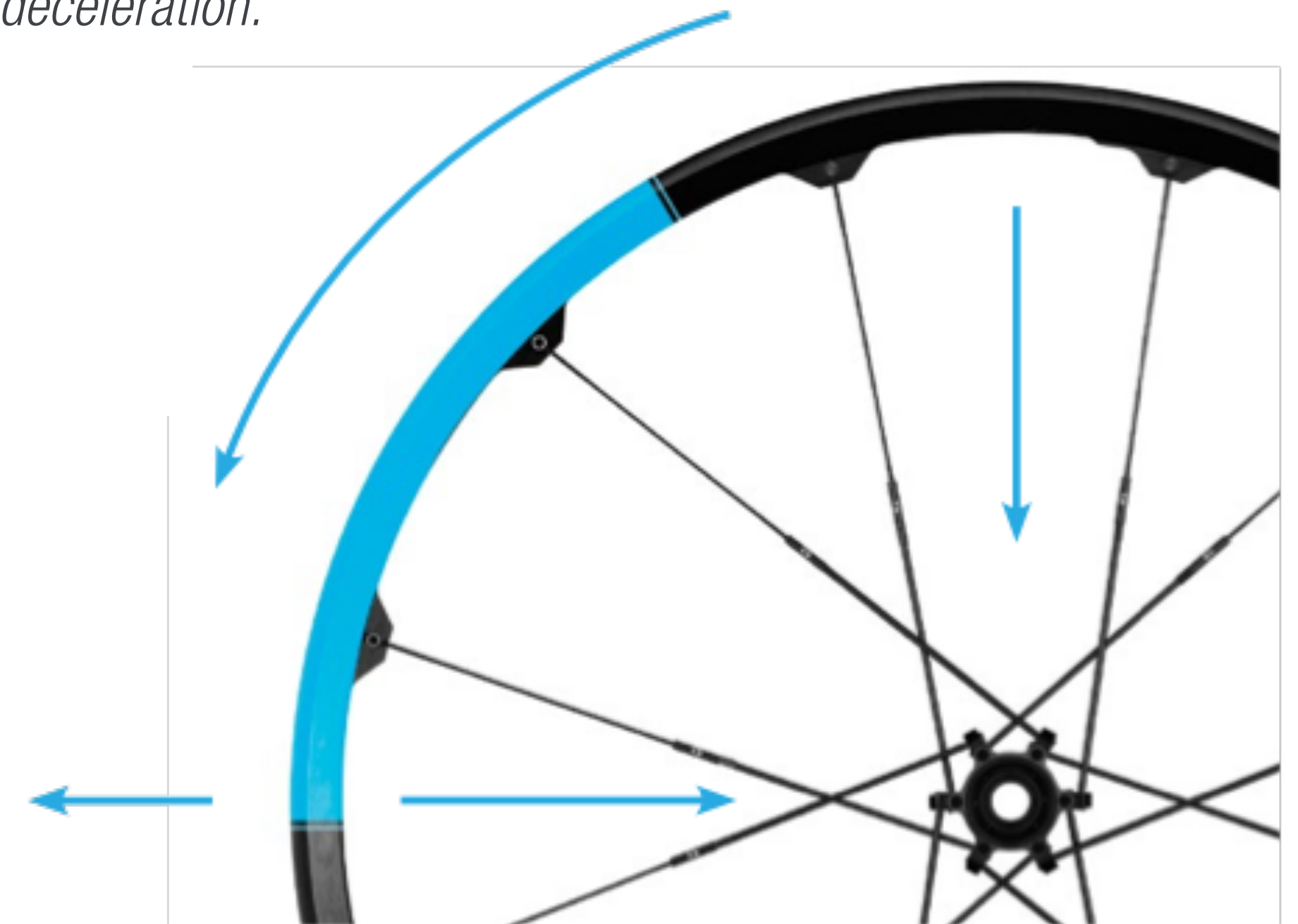
rim with no holes: stronger and no rim tape required for tubeless setup.



FASTER TO ACCELERATE / DECELERATE

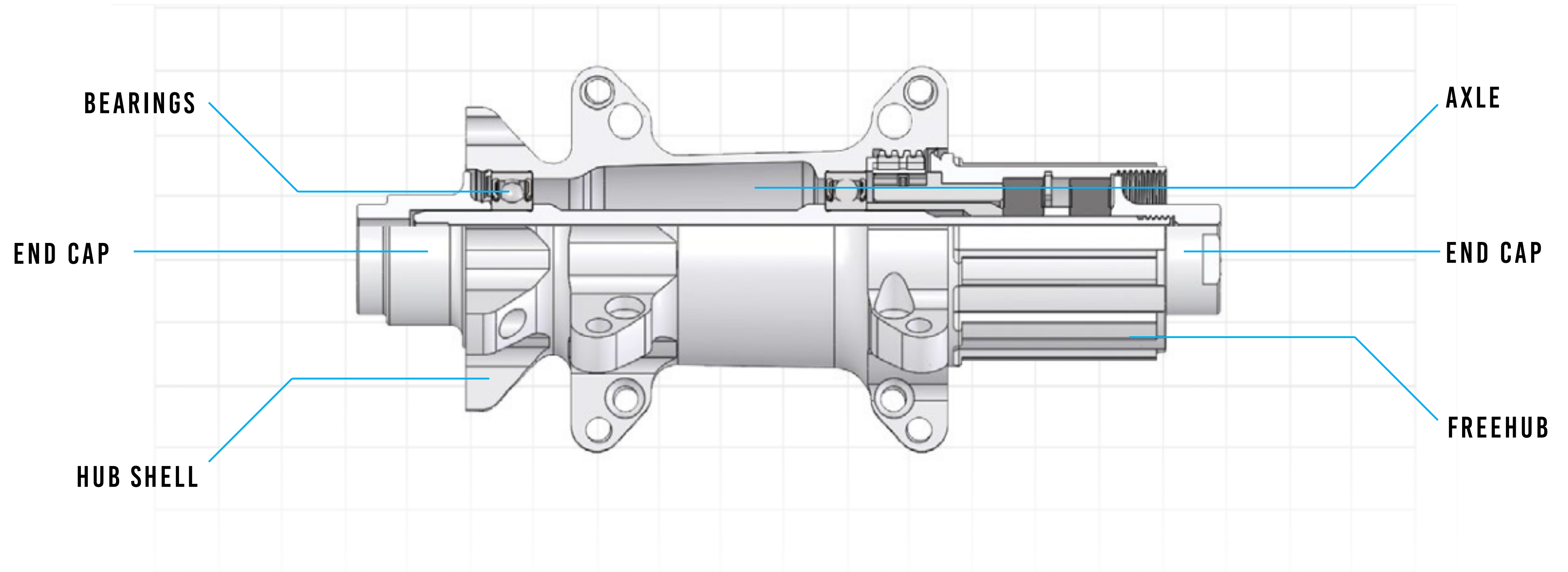
LOW ROTATIONAL INERTIA

unique wheel design distributes mass closer to the hub for faster acceleration and deceleration.


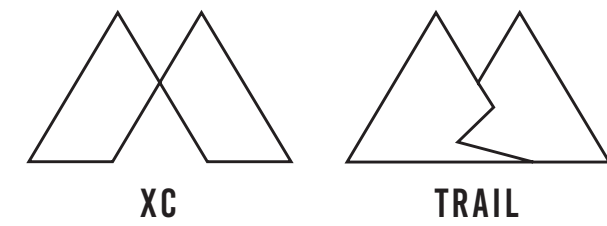


STEEL FREEHUB

TO HANDLE LARGER POWER OUTPUT AND STRESS



35MM WIDE & REINFORCED RIM PROFILE



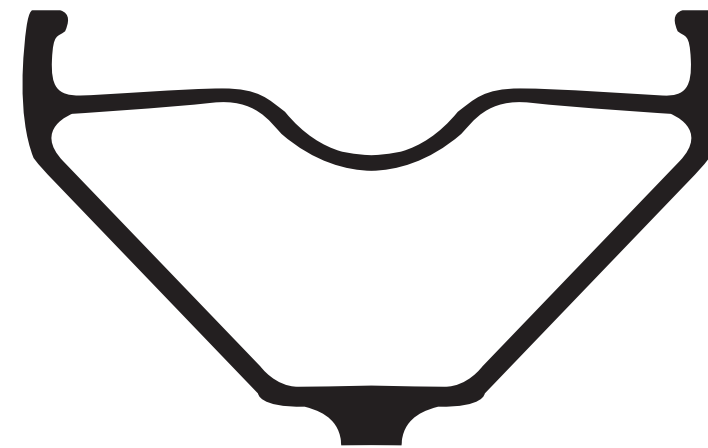
WIDER RIM PROFILES

*maximum tread contact
improves traction for
ascending and descending*

COBALT 3/2

outer rim width: 27.5mm

inner rim width: 23mm



IODINE 3/2

outer rim width: 32.5mm

inner rim width: 28mm



LITHIUM

outer rim width: 40mm

inner rim width: 35mm




WIDER TIRE PROFILES

*the perfect balance of width and
weight allows maximum traction for
a wide range of tire widths*

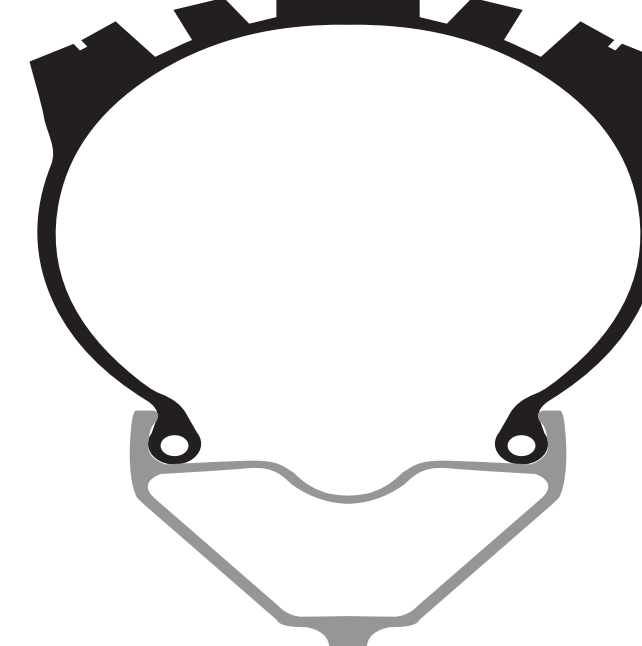
COBALT 3/2

tire width: 1.8 - 2.3 inches



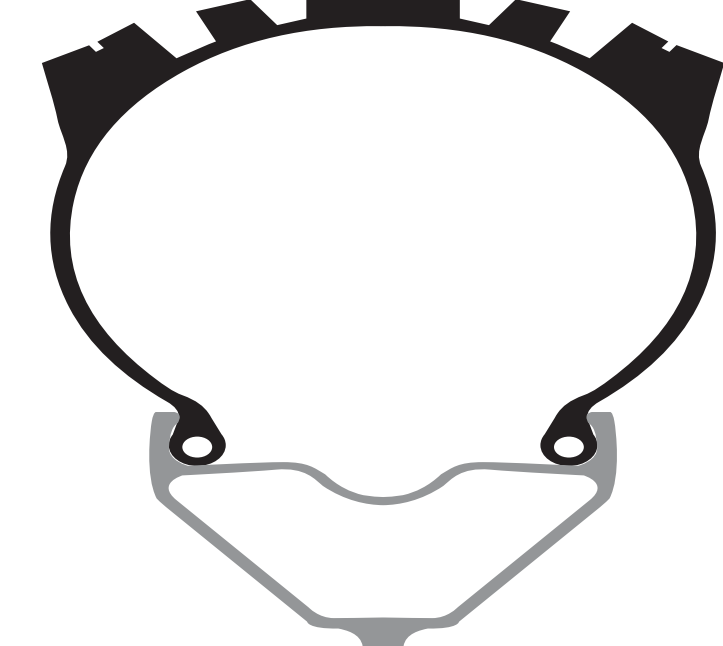
IODINE 3/2

tire width: 2.3 - 2.6 inches



LITHIUM

tire width: 2.5 - 3 inches



E L E C T R I C B I K E S P E C I F I C

E-BIKE WHEEL TESTING - GOING ABOVE INDUSTRY STANDARDS

WHEEL TEST DATA:

INDUSTRY STANDARD:

80_{KG} LOAD / 25_{KPH} / 20 HOURS

CRANKBROTHERS LITHIUM 27.5+:

100_{KG} LOAD / 25_{KPH} / 24 HOURS



W H E E L S E T S

LITHIUM 27.5+

SPECS

- 27.5+
- 2085g
- 2.0 straight gauge spokes
- 35mm inner / 40mm outer rim width
- reinforced rim profile
- steel free-hub body
- boost front/rear
- tubeless ready
- 2 year warranty
- MSRP: \$779



THANK YOU