












RESULTS OVERALL

Pos	Plate	Name Team	Nat EWS number	Stage Stage 6	Pos Pos	Stage 2 Stage	Pos Pos	Stage 3 Stage 8	Pos Pos	Stage Stage 9	Pos Pos	Stage 5 Pos	Pos	Penalties	Time	Gap
MEN																
1	1	PONTAL Yannick BlackBox Test Pilot Program	FRA.1985.22511	0:01:41.03 0:04:01.68	5 9	0:02:22.15 0:01:41.13	2 1	0:04:32.90 0:04:34.71	1 1	0:02:04.27 0:04:35.92	6 4	0:03:15.98	3		0:28:49.77	
2	3	GARIBBO Andrea Haibike	ITA.1989.34930	0:01:39.42 0:03:59.69	4 7	0:02:24.30 0:01:44.57	4 2	0:04:43.90 0:04:46.00	10 3	0:01:54.42 0:04:40.30	1 9	0:03:14.67	2		0:29:07.27	+0:00:17.50
3	13	ROGGE Antoine Lapierre Overvolt Team	FRA.2002.37169	0:01:41.10 0:03:56.75	6 1	0:02:19.65 0:01:52.82	1 10	0:04:35.97 0:04:54.27	3 10	0:02:08.47 0:04:26.50	10 1	0:03:13.70	1		0:29:09.23	+0:00:19.46
4	10	RUFFRAY Mathieu Commencal Enduro Project	FRA.1997.22634	0:01:37.82 0:03:59.45	2 6	0:02:26.61 0:01:48.62	8 6	0:04:41.38 0:04:48.50	7 5	0:01:58.18 0:04:37.21	3 7	0:03:18.44	5		0:29:16.21	+0:00:26.44
5	25	MARRY Kevin Lapierre Overvolt Team	FRA.1998.33982	0:01:55.10 0:03:57.90	22 3	0:02:25.70 0:01:46.70	7 5	0:04:34.33 0:04:42.25	2 2	0:02:17.44 0:04:38.42	15 8	0:03:18.80	6		0:29:36.64	+0:00:46.87
6	6	POMBO Emanuel Miranda Factory Team	POR.1987.22112	0:01:41.94 0:04:05.00	8 11	0:02:27.46 0:01:46.62	11 4	0:04:44.32 0:04:51.06	11 7	0:02:11.12 0:04:41.40	11 11	0:03:23.56	10		0:29:52.48	+0:01:02.71
7	5	LADEIRA Tiago Miranda Factory Team	POR.2000.30395	0:01:42.20 0:04:02.00	9 10	0:02:25.67 0:01:45.39	6 3	0:04:39.06 0:05:06.39	5 20	0:02:11.55 0:04:36.85	12 6	0:03:23.79	11		0:29:52.90	+0:01:03.13
8	4	JOHNSON Leigh Pole Enduro Race Team	GBR.1996.22603	0:01:37.70 0:04:05.08	1 12	0:02:27.13 0:01:50.26	9 8	0:04:42.03 0:04:47.37	9 4	0:02:19.16 0:04:43.43	17 14	0:03:23.53	9		0:29:55.69	+0:01:05.92
9	26	HEAP Elliott Nukeproof SRAM Factory Racing	GBR.1998.21783	0:01:46.82 0:03:56.90	16 2	0:02:22.85 0:01:53.20	3 11	0:04:41.60 0:05:01.50	8 15	0:02:27.40 0:04:32.56	18 2	0:03:17.64	4		0:30:00.47	+0:01:10.70
10	14	NATION Joseph Pole Enduro Race Team	NZL.1989.21670	0:01:41.85 0:04:05.72	7 13	0:02:34.60 0:01:55.93	20 13	0:04:41.33 0:04:52.40	6 9	0:02:03.80 0:04:40.62	5 10	0:03:26.32	13		0:30:02.57	+0:01:12.80
11	11	LUTHI Patrick	SUI.1992.22607	0:01:46.15 0:04:06.37	15 14	0:02:27.31 0:01:56.39	10 15	0:04:45.73 0:04:51.81	13 8	0:02:13.80 0:04:45.06	14 15	0:03:21.05	8		0:30:13.67	+0:01:23.90

RESULTS OVERALL

Pos	Plate	Name Team	Nat EWS number	Stage Stage 6	Pos Pos	Stage 2 Stage	Pos Pos	Stage 3 Stage 8	Pos Pos	Stage Stage 9	Pos Pos	Stage 5 Pos	Pos	Penalties	Time	Gap
MEN																
12	8	MYSIK Milan	 CZE.1993.22051	0:01:43.65	13	0:02:35.55	23	0:04:53.79	18	0:01:56.85	2	0:03:32.53	16		0:30:15.82	+0:01:26.05
				0:04:06.82	16	0:01:53.78	12	0:04:50.47	6	0:04:42.38	13					
13	2	CARBALLO GONZALEZ Edgar	 ESP.1988.30531	0:01:43.43	12	0:02:32.90	17	0:04:38.70	4	0:02:39.90	23	0:03:20.45	7		0:30:25.21	+0:01:35.44
		Orbea FOX Enduro Team		0:04:01.15	8	0:01:58.50	16	0:04:55.86	11	0:04:34.32	3					
14	15	BATISTA Levy	 FRA.1990.21430	0:01:38.27	3	0:02:28.17	12	0:04:49.89	14	0:02:04.57	7	0:03:36.83	21		0:30:26.44	+0:01:36.67
		Tribe Pyrenees Gravity		0:04:06.88	17	0:01:52.03	9	0:05:03.70	16	0:04:46.10	16					
15	17	WILLIAMS Robert	 GBR.1990.22515	0:01:42.38	10	0:02:44.70	27	0:04:57.35	21	0:02:06.97	9	0:03:31.10	14		0:30:55.09	+0:02:05.32
				0:04:11.55	21	0:01:49.79	7	0:04:56.45	12	0:04:54.80	21					
16	12	GIORDANENGO Diego	 FRA.2000.35355	0:01:43.11	11	0:02:33.90	19	0:04:51.85	15	0:02:13.46	13	0:03:46.69	27		0:31:04.93	+0:02:15.16
				0:04:08.04	18	0:01:55.96	14	0:05:05.82	19	0:04:46.10	16					
17	36	MULLER Kenny	 FRA.1995.35312	0:01:47.90	17	0:02:31.10	13	0:04:53.60	17	0:02:06.73	8	0:03:32.47	15		0:31:06.78	+0:02:17.01
				0:04:12.80	23	0:02:06.85	20	0:05:03.88	17	0:04:51.45	20					
18	9	CARLSON Joshua	 AUS.1986.21659	0:01:51.03	19	0:02:32.41	16	0:04:45.21	12	0:02:48.11	25	0:03:24.55	12		0:31:11.68	+0:02:21.91
		Giant Factory Off-Road		0:03:58.50	4	0:02:14.70	22	0:05:00.59	14	0:04:36.58	5					
19	7	HANNAH Michael	 AUS.1983.27326	0:01:51.57	20	0:02:38.78	24	0:04:57.35	21	0:02:19.14	16	0:03:35.64	20		0:31:22.59	+0:02:32.82
		Yeti / Shimano EP Racing		0:03:59.15	5	0:02:20.84	26	0:04:58.10	13	0:04:42.02	12					
20	27	BURNS CONTRERAS Pedro	 CHI.1997.21729	0:01:48.76	18	0:02:31.75	15	0:04:53.94	19	0:02:36.90	21	0:03:34.55	17		0:31:51.89	+0:03:02.12
				0:04:29.87	31	0:02:00.87	19	0:05:07.38	21	0:04:47.87	19					
21	16	CARLSSON Simon	 SWE.1997.23346	0:01:57.74	25	0:02:32.99	18	0:04:52.81	16	0:02:31.25	19	0:03:34.96	18		0:32:10.78	+0:03:21.01
		Husqvarna E-Bicycles Racing		0:04:10.53	19	0:02:20.14	25	0:05:05.68	18	0:05:04.68	26					
22	34	BROOKES Martyn	 GBR.1987.23008	0:01:43.97	14	0:02:47.53	29	0:05:08.06	26	0:02:03.55	4	0:03:42.03	25		0:32:15.32	+0:03:25.55
				0:04:24.15	29	0:01:59.31	17	0:05:19.50	26	0:05:07.22	29					

RESULTS OVERALL

Pos	Plate	Name Team	Nat EWS number	Stage Stage 6	Pos Pos	Stage 2 Stage	Pos Pos	Stage 3 Stage 8	Pos Pos	Stage Stage 9	Pos Pos	Stage 5 Pos	Pos	Penalties	Time	Gap
MEN																
23	35	WILSON Thomas Orange Factory Racing	GBR.2000.22553	0:02:02.02 0:04:06.77	27 15	0:02:35.07 0:02:21.72	21 27	0:04:58.43 0:05:11.52	23 22	0:02:45.95 0:04:46.22	24 18	0:03:35.50	19		0:32:23.20	+0:03:33.43
24	40	SHIRLEY James	GBR.1989.22351	0:01:56.78 0:04:16.85	23 24	0:02:40.03 0:01:59.40	26 18	0:05:12.50 0:05:11.85	27 23	0:02:32.89 0:04:57.62	20 24	0:03:40.48	24		0:32:28.40	+0:03:38.63
25	39	JEFFRE Victor	FRA.1988.40425	0:01:54.94 0:04:19.38	21 26	0:02:46.30 0:02:08.25	28 21	0:05:18.98 0:05:29.43	29 28	0:02:55.37 0:05:00.21	26 25	0:03:48.18	29		0:33:41.04	+0:04:51.27
26	41	DEMUYLDER Jonas	BEL.1997.25196	0:02:11.88 0:04:17.85	31 25	0:02:39.80 0:02:23.97	25 28	0:05:05.31 0:05:17.05	24 24	0:03:05.30 0:05:04.85	27 27	0:03:45.56	26		0:33:51.57	+0:05:01.80
27	28	HUTCHENS Chris	GBR.1989.22999	0:02:01.92 0:04:23.40	26 28	0:02:48.90 0:02:33.37	32 29	0:05:22.79 0:05:28.58	30 27	0:02:37.28 0:05:17.05	22 30	0:03:47.58	28		0:34:20.87	+0:05:31.10
28	37	FRIGOUT Lucas	FRA.1993.22829	0:02:04.12 0:04:11.12	29 20	0:02:31.68 0:02:42.45	14 30	0:04:54.20 0:05:18.56	20 25	0:04:03.13 0:04:56.50	30 22	0:03:40.30	23		0:34:22.06	+0:05:32.29
29	38	FERNANDES Andre Miranda Factory Team	POR.2003.37449	0:02:03.08 0:04:22.78	28 27	0:02:48.72 0:02:18.71	31 24	0:05:17.25 0:05:30.77	28 30	0:03:36.60 0:05:07.05	29 28	0:03:49.10	30		0:34:54.06	+0:06:04.29
30	32	RIGHI Giorgio Bad School Team CD	ITA.1982.35451	0:02:24.60 0:04:25.37	33 30	0:02:48.38 0:02:15.33	30 23	0:05:26.37 0:05:30.14	31 29	0:04:03.30 0:05:25.73	31 31	0:03:52.33	31		0:36:11.55	+0:07:21.78
DNF	22	SHUCKSMITH Samuel	GBR.1990.23007	0:01:57.25 0:04:12.13	24 22	0:02:35.40	22	0:05:06.87	25	0:03:11.28 0:04:56.77	28 23	0:03:38.40	22			
DNF	30	FONTANA Marco Aurelio	ITA.1984.35203	0:02:14.90	32	0:03:09.38	33	0:05:29.98	32							
DNF	24	FAYOLLE Alexandre Husqvarna E-Bicycles Racing	FRA.1995.34961	0:02:07.17	30	0:02:25.43	5									

RESULTS OVERALL

Pos	Plate	Name Team	Nat EWS number	Stage Stage 6	Pos Pos	Stage 2 Stage	Pos Pos	Stage 3 Stage 8	Pos Pos	Stage Stage 9	Pos Pos	Stage 5 Pos	Pos	Penalties	Time	Gap
WOMEN																
1	48	WIEDENROTH Sofia Specialized Racing	GER.1995.24544	<u>0:01:49.00</u>	1	0:02:59.37	4	<u>0:05:27.72</u>	1	<u>0:02:41.64</u>	1	0:04:16.40	4		0:35:20.82	
				0:04:35.10	3	<u>0:02:16.30</u>	1	0:05:42.00	2	0:05:33.29	3					
2	45	ESPINEIRA HERREROS Florencia Orbea FOX Enduro Team	CHI.1992.22941	0:02:12.31	2	<u>0:02:55.12</u>	1	0:05:33.11	2	0:03:14.10	3	<u>0:03:55.63</u>	1		0:35:32.43	+0:00:11.61
				<u>0:04:25.00</u>	1	0:02:25.05	2	<u>0:05:32.41</u>	1	<u>0:05:19.70</u>	1					
3	50	THOMA Ines	GER.1989.21750	0:02:21.31	4	0:02:58.38	3	0:05:38.05	4	0:03:08.77	2	0:04:06.25	3		0:36:55.66	+0:01:34.84
				0:04:29.68	2	0:02:47.94	3	0:05:58.00	3	0:05:27.28	2					
4	47	MARCELLINI Alia	ITA.1991.25182	0:02:16.95	3	0:02:57.35	2	0:05:36.15	3	0:03:27.48	4	0:04:03.25	2		0:38:46.98	+0:03:26.16
				0:05:13.35	4	0:03:33.70	4	0:06:05.35	4	0:05:33.40	4					
DNS	49	GOLDI Nicole	SUI.2002.39946													
DNS	46	CHARLES Laura Miranda Factory Team	FRA.1995.23500													

Statistics

Entries / Nations	Finished	DNF	DSQ	DNS	Weather	Temperature	Distance	Elevation
39 / 13	34	3	0	2	Cloudy, Partly Rain	14 °C	71.86 km	+4,643 m / -4,649 m

DNF: did not finish · DNS: did not start · DSQ: disqualified